


Updated April 03, 2018 / Posted September 24, 1999

By [Vangie Beal](#)

Related Terms

- [OSI - Open System Interconnection](#)
- [MAC Layer - Media Access Control Layer](#)
- [routing switch](#)
- [IEEE 802 standards](#)
- [Logical Link Control layer](#)
- [Modbus protocol](#)
- [protocol stack](#)
- [X.400](#)
- [DLC](#)
- [EDRM](#)

The Open System Interconnection (OSI) model defines a networking framework to implement protocols in seven layers. Use this handy guide to compare the different layers of the OSI model and understand how they interact with each other.



The *Open System Interconnection (OSI)* model defines a *networking framework to implement protocols in seven layers*. There is really nothing to the OSI model. In fact, it's not even tangible. The OSI model doesn't perform any functions in the networking process. It is a *conceptual framework* so we can better understand complex interactions that are happening.

Who Developed the OSI Model?

The [International Standards Organization \(ISO\)](#) developed the Open Systems Interconnection (OSI) model. It divides network communication into seven layers. Layers 1-4 are considered the lower layers, and mostly concern themselves with moving data around. Layers 5-7, the upper layers, contain application-level data. Networks operate

on one basic principle: "pass it on." Each layer takes care of a very specific job, and then passes the data onto the next layer.

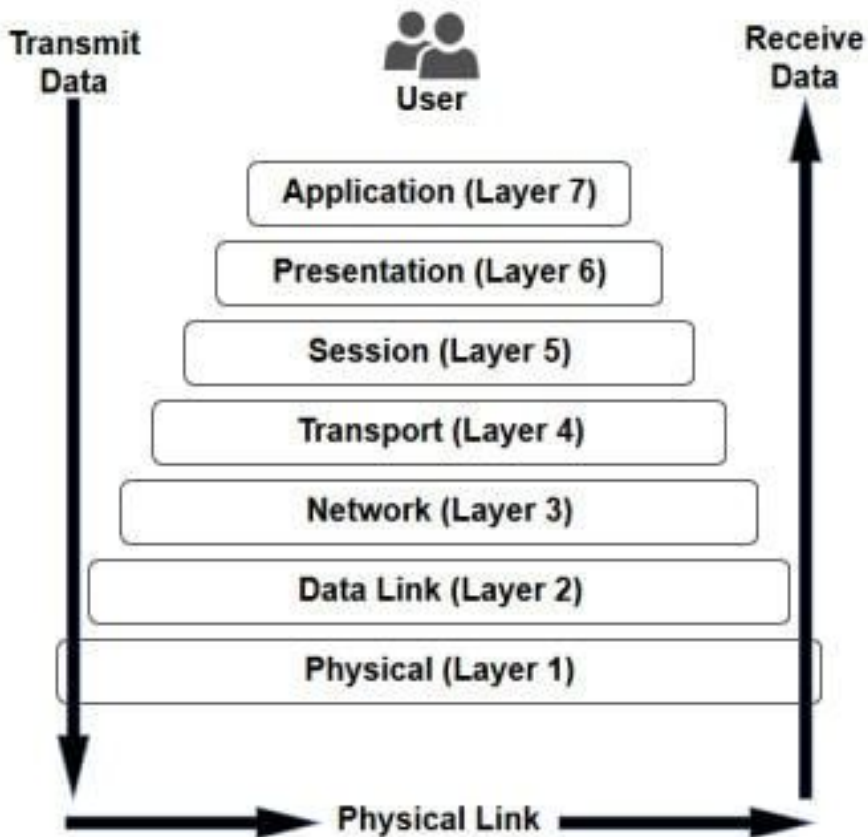
The 7 Layers of the OSI

In the OSI model, control is passed from one layer to the next, starting at the application layer (Layer 7) in one station, and proceeding to the bottom layer, over the channel to the next station and back up the hierarchy. The OSI model takes the task of inter-networking and divides that up into what is referred to as a *vertical stack* that consists of the following 7 layers.

Note: *Click each hyperlink in the list below to read detailed information and examples of each layer or continue scrolling to read the full article:*

- [Layer 7 - Application](#)
- [Layer 6 - Presentation](#)
- [Layer 5 - Session](#)
- [Layer 4 - Transport](#)
- [Layer 3 - Network](#)
- [Layer 2 - Data Link](#)
- [Layer 1 - Physical](#)

The 7 Layers of OSI



Did You Know...? Most of the functionality in the OSI model exists in all communications systems, although two or three OSI layers may be incorporated into one. OSI is also referred to as the OSI Reference Model or just the OSI Model.

Application (Layer 7)

OSI Model, Layer 7, supports [application](#) and end-user processes. Communication partners are identified, quality of service is identified, user authentication and privacy are considered, and any constraints on data [syntax](#) are identified. Everything at this layer is application-specific. This layer provides application services for file transfers, [e-mail](#), and other [network software](#) services. [Telnet](#) and [FTP](#) are applications that exist entirely in the application level. Tiered application architectures are part of this layer.

 Layer 7 Application examples include WWW browsers, NFS, SNMP, Telnet, HTTP, FTP

Presentation (Layer 6)

This layer provides independence from differences in data representation (e.g., [encryption](#)) by translating from application to network format, and vice versa. The presentation layer works to transform data into the form that the application layer can accept. This layer formats and encrypts data to be sent across a [network](#), providing freedom from compatibility problems. It is sometimes called the syntax layer.

 Layer 6 Presentation examples include encryption, ASCII, EBCDIC, TIFF, GIF, PICT, JPEG, MPEG, MIDI.

Session (Layer 5)

This layer establishes, manages and terminates connections between [applications](#). The session layer sets up, coordinates, and terminates conversations, exchanges, and dialogues between the applications at each end. It deals with session and connection coordination.

 Layer 5 Session examples include NFS, NetBios names, RPC, SQL.

Transport (Layer 4)

OSI Model, Layer 4, provides transparent transfer of data between end systems, or [hosts](#), and is responsible for end-to-end error recovery and [flow control](#). It ensures complete data transfer.

 Layer 4 Transport examples include SPX, TCP, UDP.


Network (Layer 3)

Layer 3 provides [switching](#) and [routing](#) technologies, creating logical paths, known as [virtual circuits](#), for transmitting data from [node](#) to node. Routing and forwarding are functions of this layer, as well as [addressing](#), [internetworking](#), error handling, [congestion](#) control and packet sequencing.

 Layer 3 Network examples include AppleTalk DDP, IP, IPX.

Data Link (Layer 2)

At OSI Model, Layer 2, data packets are [encoded](#) and decoded into bits. It furnishes [transmission protocol](#) knowledge and management and handles errors in the physical layer, flow control and frame synchronization. The data link layer is divided into two sub layers: The Media Access Control ([MAC](#)) layer and the [Logical Link Control](#)(LLC) layer. The MAC sub layer controls how a computer on the network gains access to the data and permission to transmit it. The LLC layer controls frame [synchronization](#), flow control and error checking.

 *Layer 2 Data Link examples include PPP, FDDI, ATM, IEEE 802.5/ 802.2, IEEE 802.3/802.2, HDLC, Frame Relay.*

Physical (Layer 1)

OSI Model, Layer 1 conveys the bit stream - electrical impulse, light or radio signal — through the [network](#) at the electrical and mechanical level. It provides the [hardware](#) means of sending and receiving data on a carrier, including defining cables, cards and physical aspects. [Fast Ethernet](#), [RS232](#), and [ATM](#) are [protocols](#) with physical layer components.

 *Layer 1 Physical examples include Ethernet, FDDI, B8ZS, V.35, V.24, RJ45.*

DID YOU KNOW....? Two similar projects from the late 1970's were merged in 1983 to form the Basic Reference Model for Open Systems Interconnection standard (the OSI model). It was published in 1984 as standard ISO 7498.